



**SHAFTESBURY  
MELBURY ABBAS & CANN  
NEIGHBOURHOOD PLAN**

# Neighbourhood Plan Questionnaire

## First cut analysis

Dr Richard Tippins  
Chairman  
Neighbourhood Plan Steering Team



**SHAFTESBURY  
MELBURY ABBAS & CANN  
NEIGHBOURHOOD PLAN**

# Survey – Summary of responses

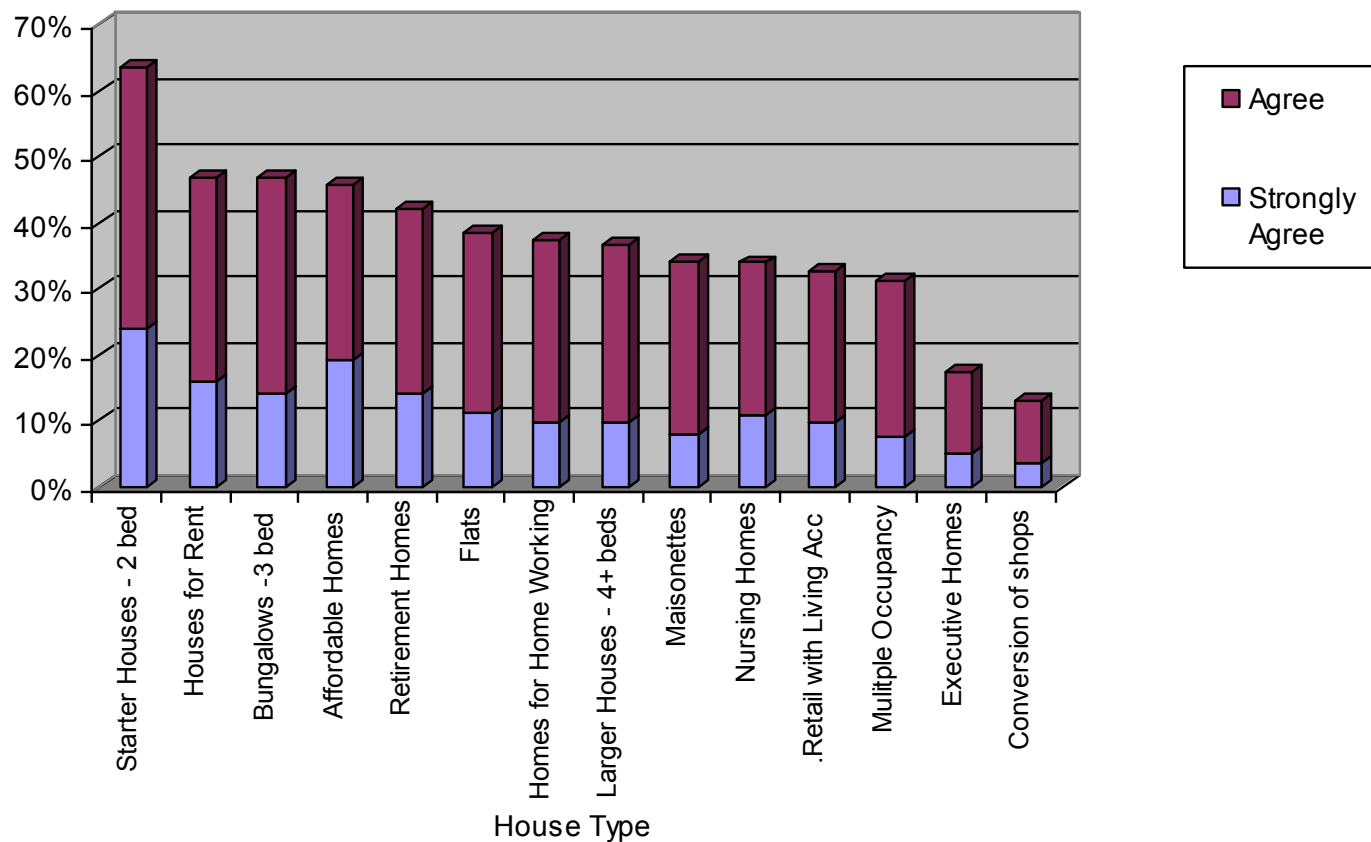
- 1075 responses received
- Most were 1 per household rather than 1 per resident
- 85% received via the paper questionnaire
- 15% via the web
- Over 50% of the returns contained very detailed comments

## Respondents Profile

- 62% have lived in this area for more than 10 years
- 55% are over 50 years old
- 58% are owners outright of their property
- 49% are retired

## Housing Theme Q1

New Houses are Proposed - Should these be of a Particular Type



## Housing Theme Q2 +Q3

### Does your current home meet your requirements

88% of respondents stated their house met their current requirements;

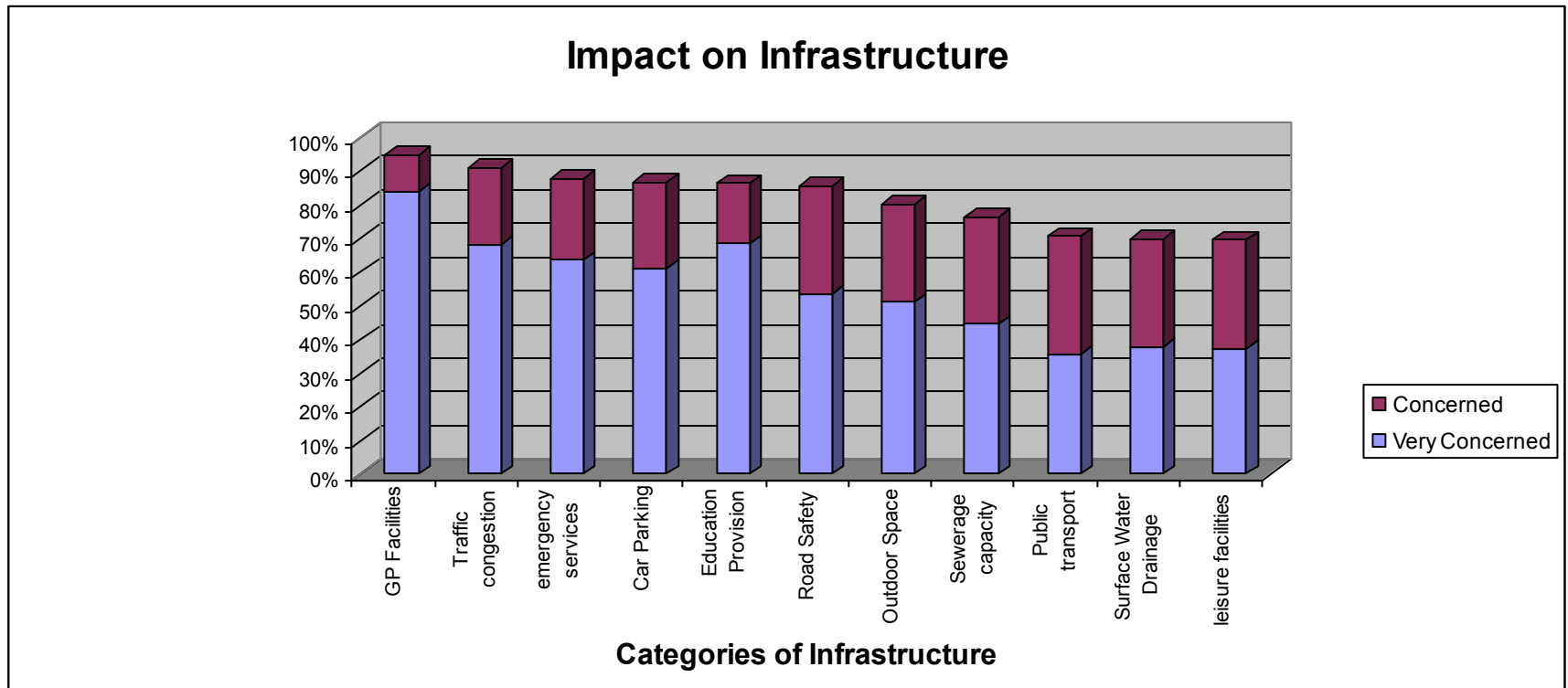
12% wanted a different type of house

- of the 12% most required a bungalow,
- the others wanted a larger house and garden.

Most people are happy with their current house

# Housing Theme Q4

## Impact on Infrastructure



Most respondents are concerned on the overall impact of the additional housing on Infrastructure.

GP Facilities coming out the highest at over 90%.

## Housing Theme Q5 & Q6

### Additional Potential Sites for additional Housing Growth

- 68% of us wanted additional houses to be “Within the towns current built up area boundary (brownfield)”
- 93% wanted to protect the countryside between neighbouring villages and to prevent merging of towns and villages

# Housing Theme – Additional Comments Q7

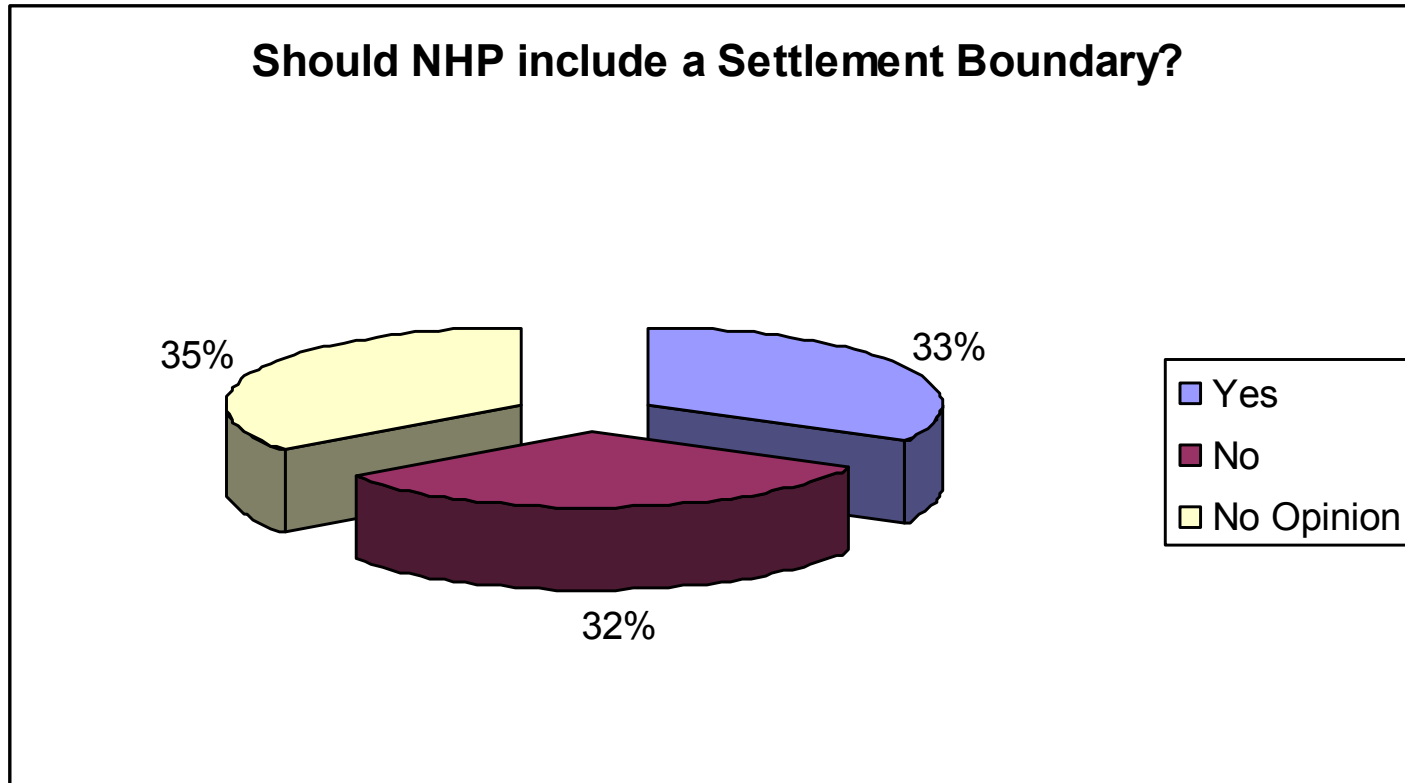
- Over 50% of respondents gave additional comments relating to housing!

## Typical Examples of Responses Received

- There are too many houses now. Not enough school places you can't get to see a doctor, it is getting worse
- Infrastructure should be in place before houses are built
- A large number of new houses have already been built in Shaftesbury. We need these people to become integrated into the town & services provide for everyone, we need a sports centre, swimming pool etc. Need to keep population fit and healthy and prevent obesity. There is nothing to do in Shaftesbury to get fit

# Melbury Abbas and Cann – Settlement Boundary Q8

- Inconclusive Results



The rural section of NDDC local plan may well reintroducing these boundaries



# Melbury Abbas and Cann – Settlement Boundary Q9

- Many respondents added additional comments regarding improvement surrounding roads and lanes. Especially surrounding Dinah Hollow and C13

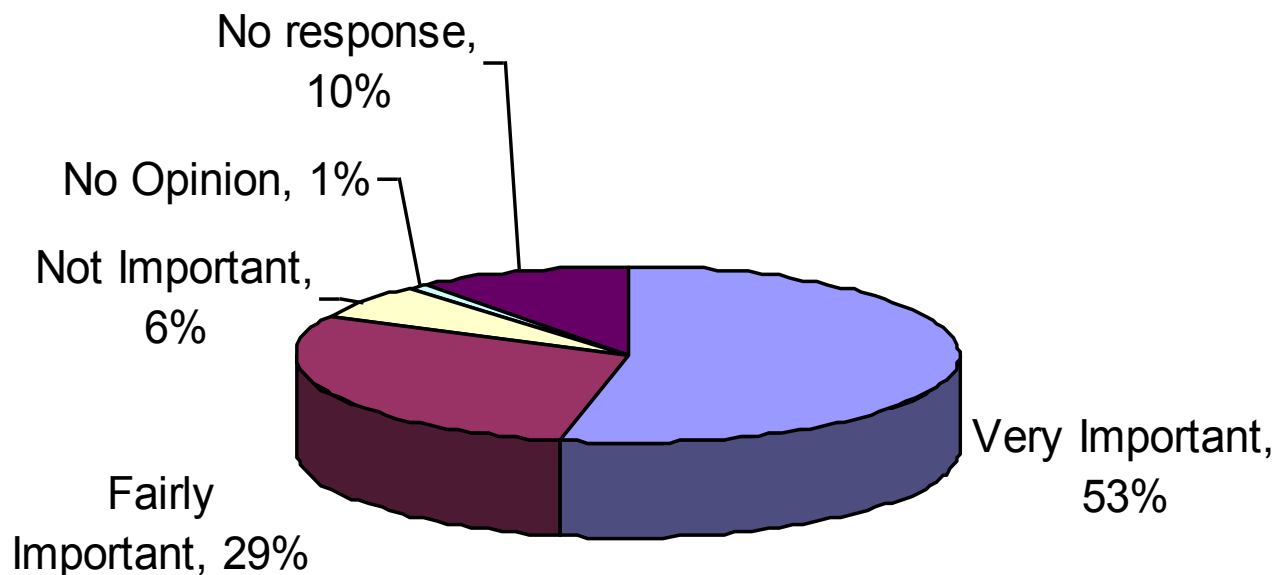
e.g. Some typical examples of the comments.

There is only one solution, installation of the bypass planned in the 1990. Bypass connects with Shaftesbury Outer bypass (N) and upgraded C13 (s)

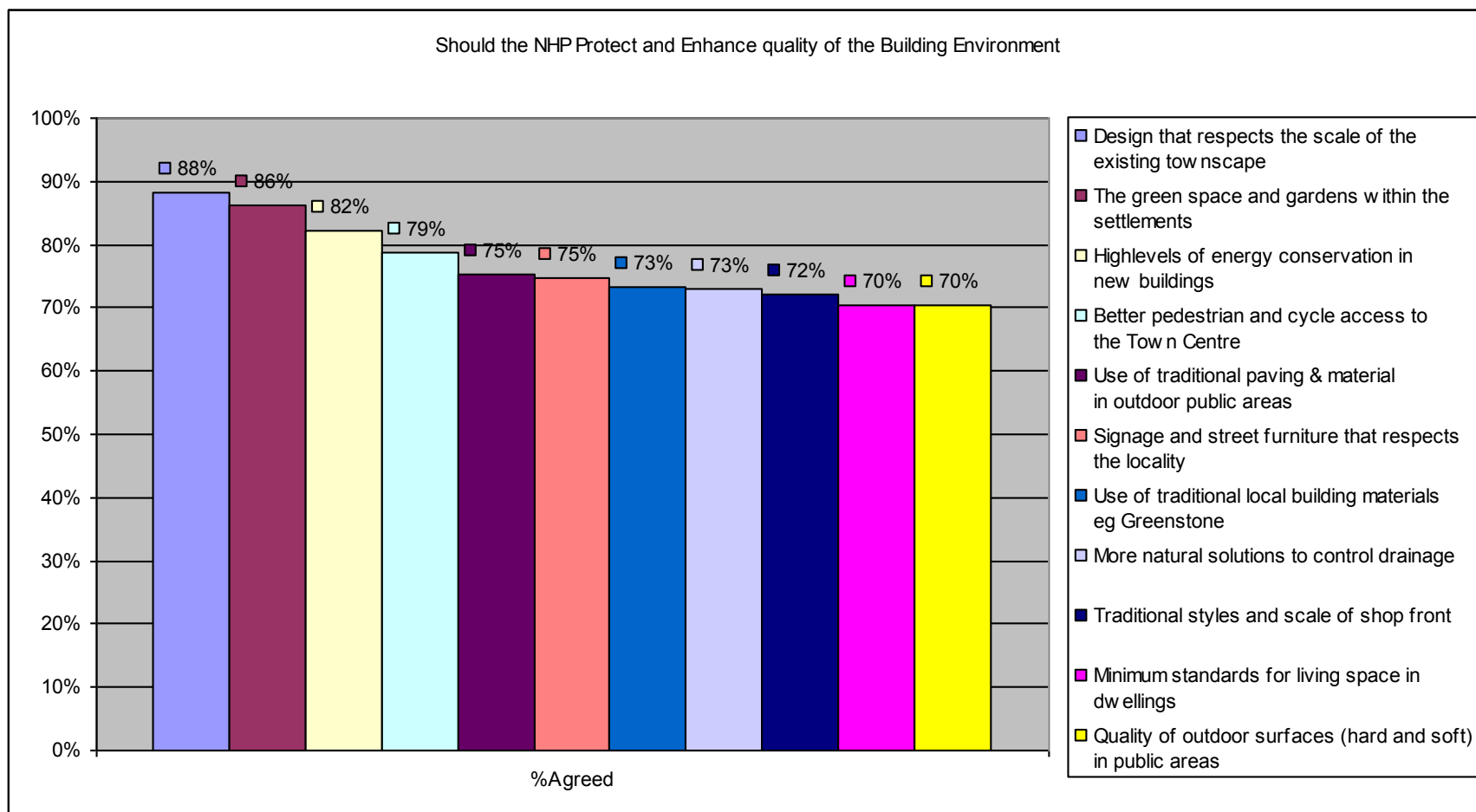
WEIGHT RESTRICTIONS!!! these roads are NOT SUITABLE for the big lorries that have been using them!

# Development (Housing and Development) – Housing Developments to match existing styles - Q10

**How Important is it for new Development to match existing styles**



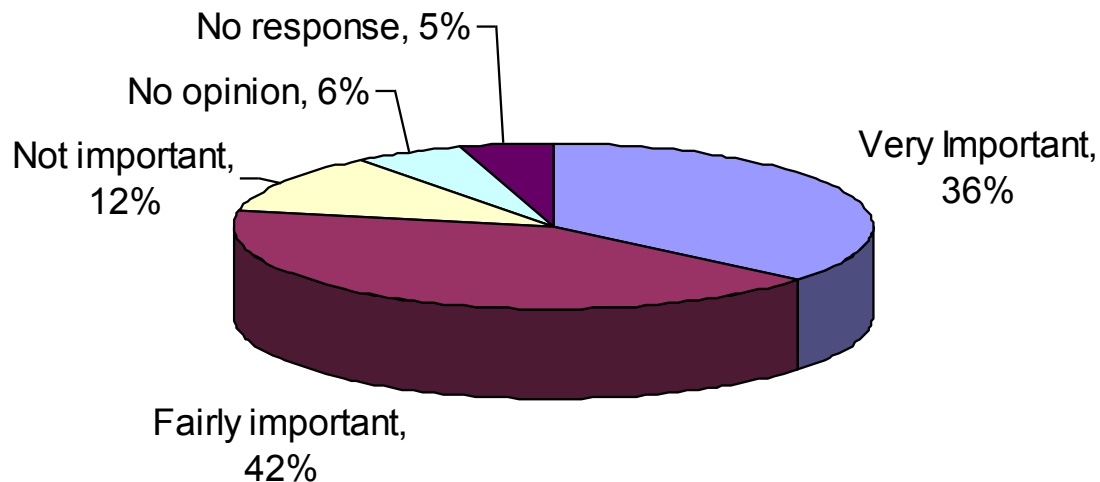
# Development (Housing and Development) – Should NHP Protect and Enhance Building Env. Q11



# Development (Housing and Development) – Is mixing houses, shops, cafes etc. good

Q12

**Do you Think it is Important to Mix Houses with  
Shops, Cafes and Pubs**



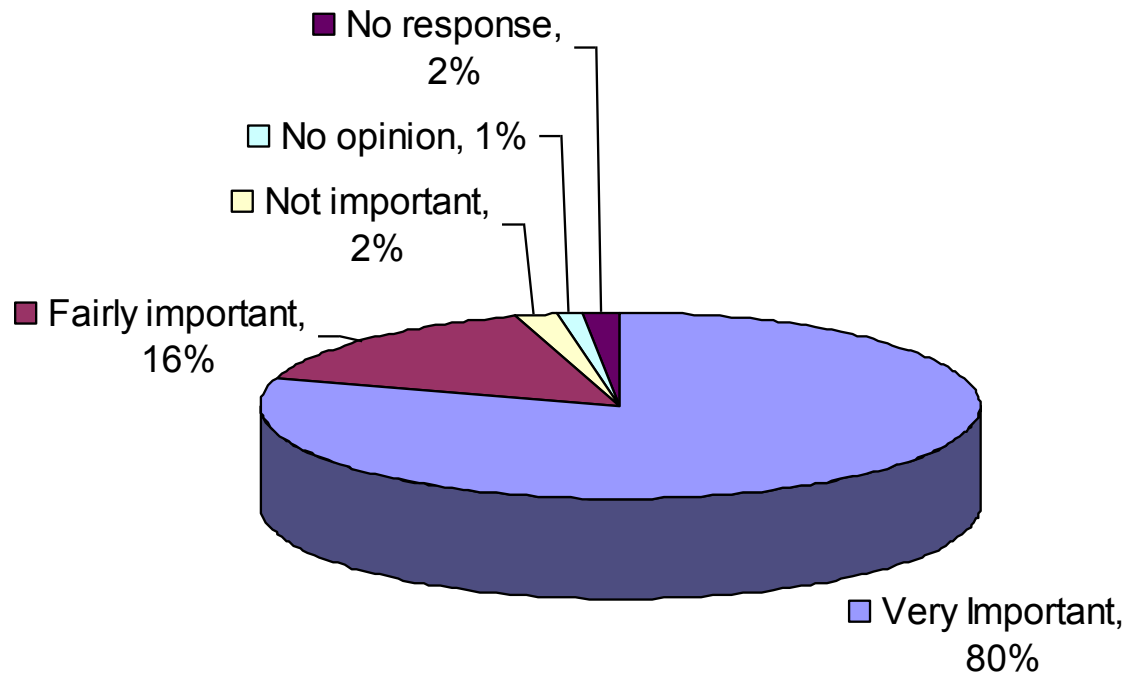
# Development (Housing and Development) Q13

## Are there any other important building features

- No development should take place in Shaftesbury before decent leisure centre including indoor swimming pool, gym, fitness studios, badminton, and squash facilities and tennis courts. What are teenagers of this town supposed to do?
- Much more thought needs to be put into avoiding the sense of separation of communities when development takes place close to the town. Cafes, restaurants, pubs and shops need to be part of the development's mix. It is depressing to see the sea of houses along the Salisbury Road without consideration of facilities or good access for walkers to the town.
- Building a new housing estate with the only commercial outlet being a funeral parlour is ridiculous community cohesion and needs of the community are vital.

# Development (Housing and Development) – Historic Streetscape – Q14

Do you think the Historic Streetscape is a major asset of the town?

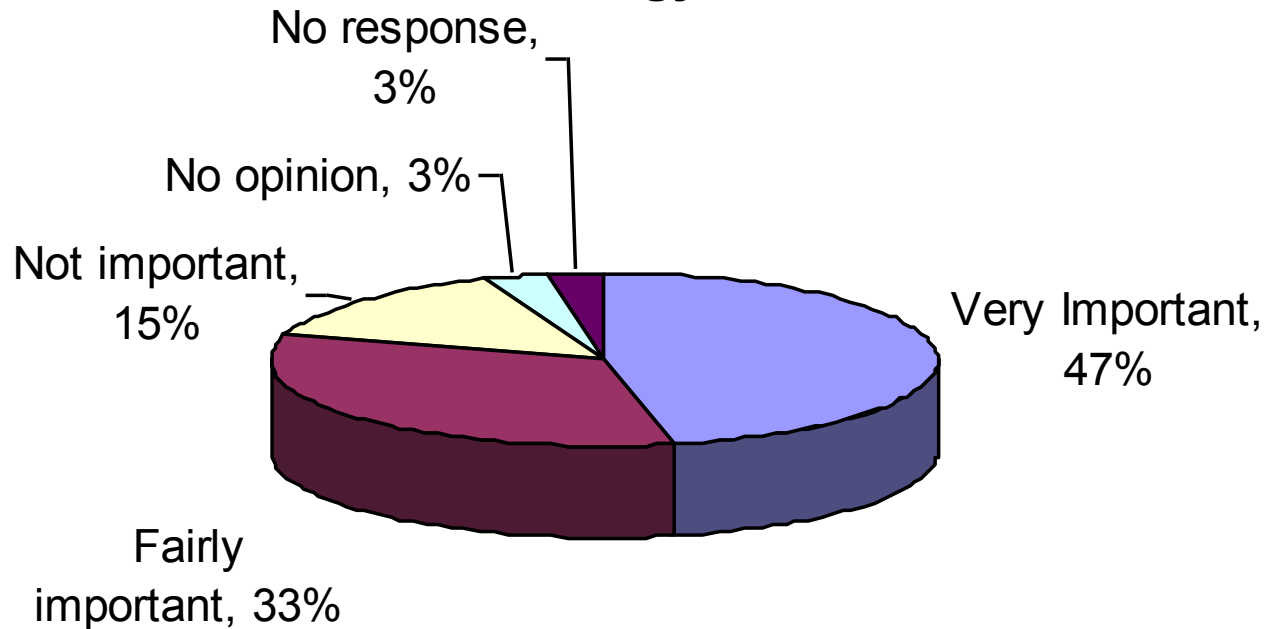


**Strong response in favour of preserving Historic Streetscape**



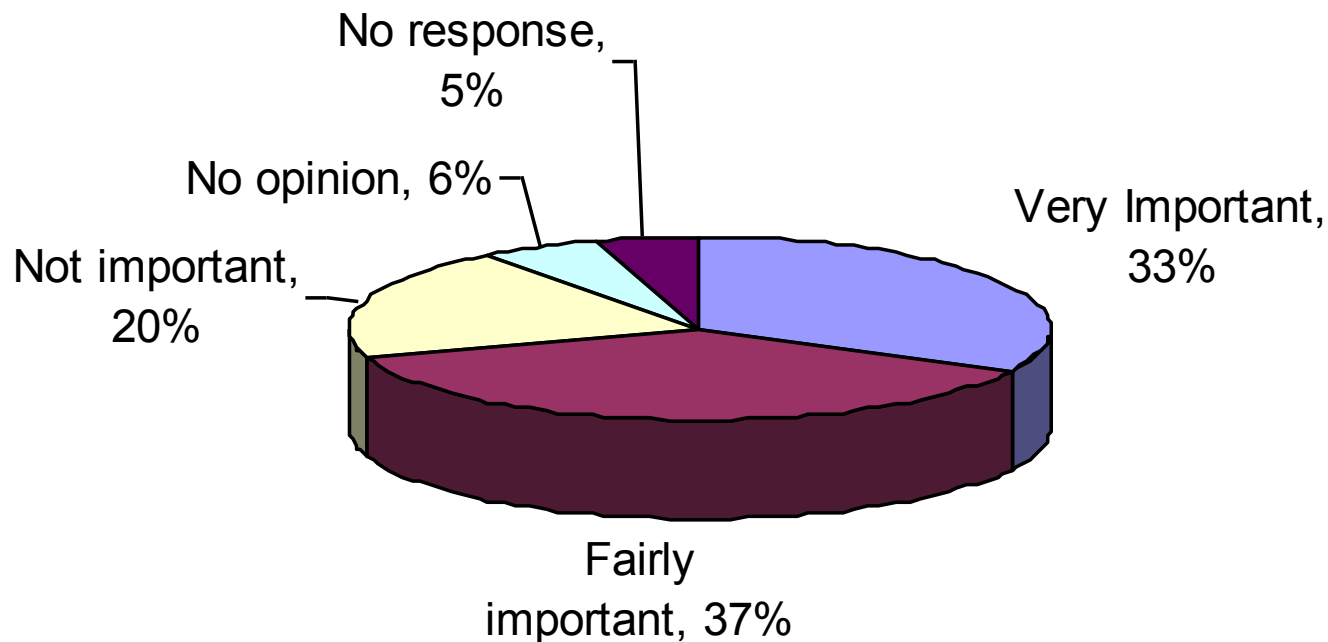
# Renewable Energy Development – Harness Energy from Natural Sources on Houses e.g. solar panels - Q15

## Importance of New Buildings Harnessing Renewable Energy



# Renewable Energy Development – Harness Energy from Land Use – Solar Farms, Wind or Water Turbines - Q16

## How important to harness energy from Land Use?



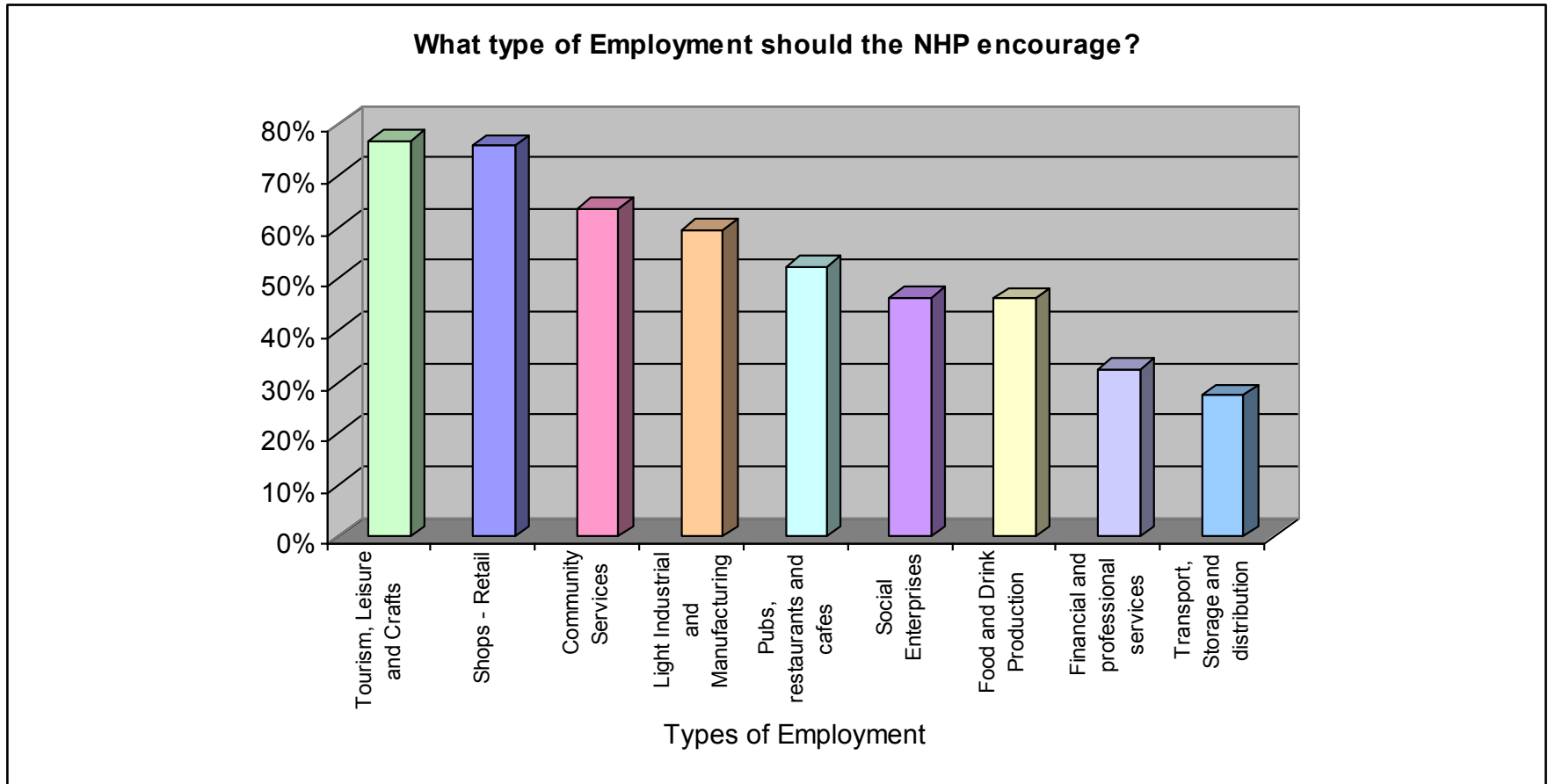


# Development (Housing and Development) – Summary

- Most respondents (over 82%) stated it was important for new developments to match existing styles.
- Most (all over 70%) agreed to every suggested aspect of protecting and enhancing the quality of housing development.
- Most (78%) said it was important to mix housing developments with shops, cafes, pubs and restaurants
- Strong, conclusive response (80%) of respondents stated it was very important to protect and enhance the historic streetscape
- Most (80%) stated it was important that new buildings were developed to harness energy from natural sources e.g. solar panels on houses
- Also 70% respondents stated it was important to harness energy for land use e.g. solar farms.

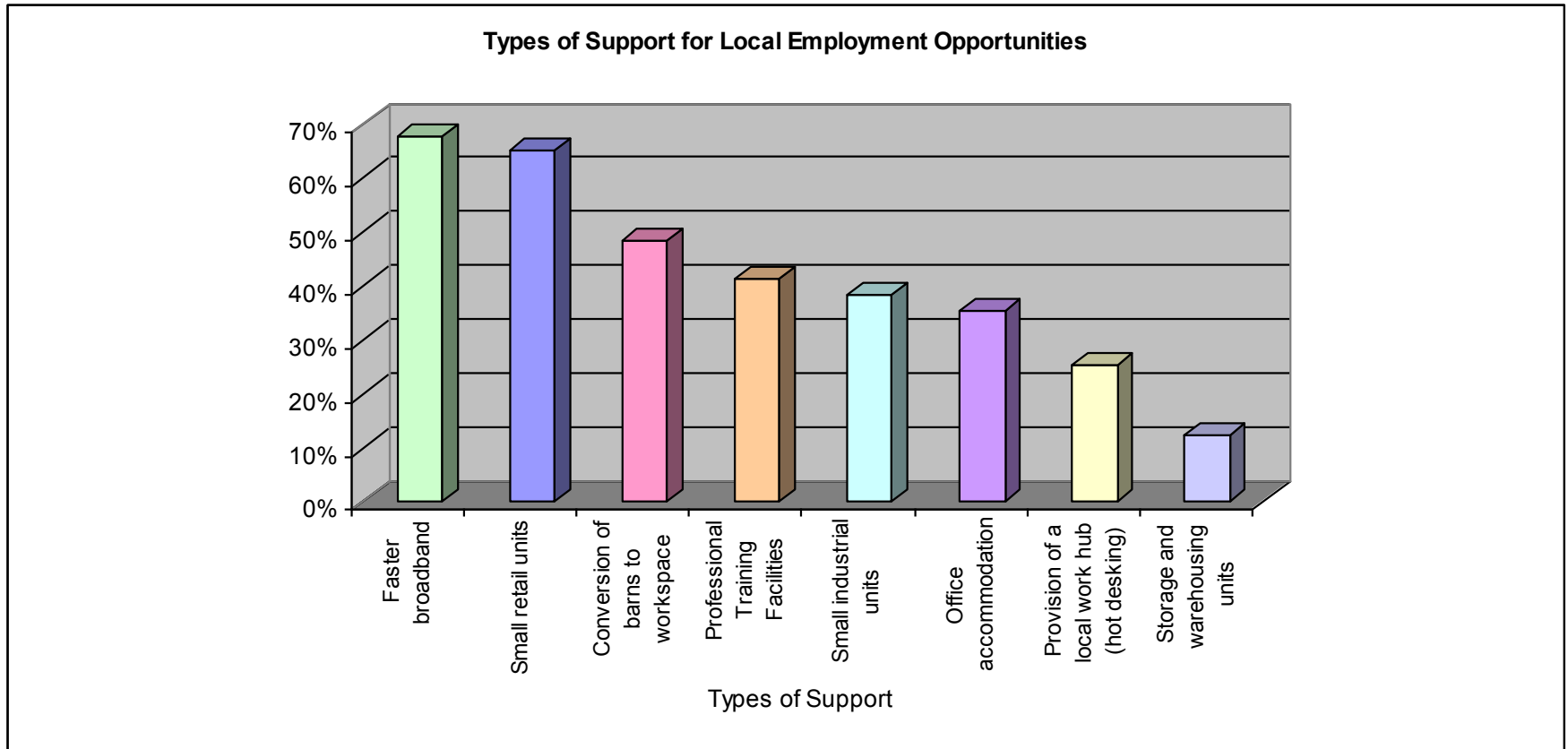
# Business – Employment Theme – Q17

## What type of employment needed?



# Business – Employment Theme - Q18

## What support is needed for local business?

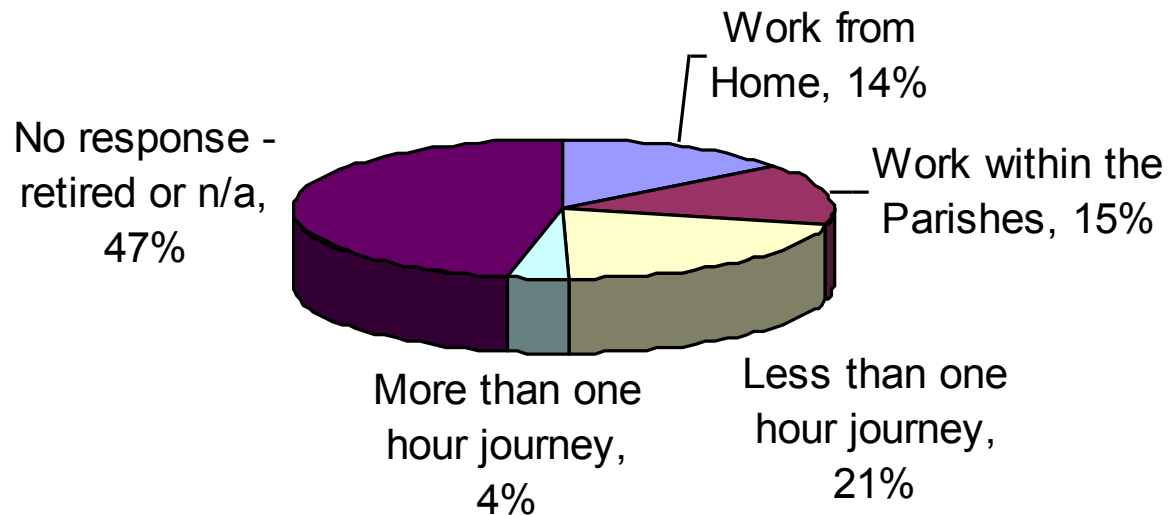


# Business – Employment –

Q19

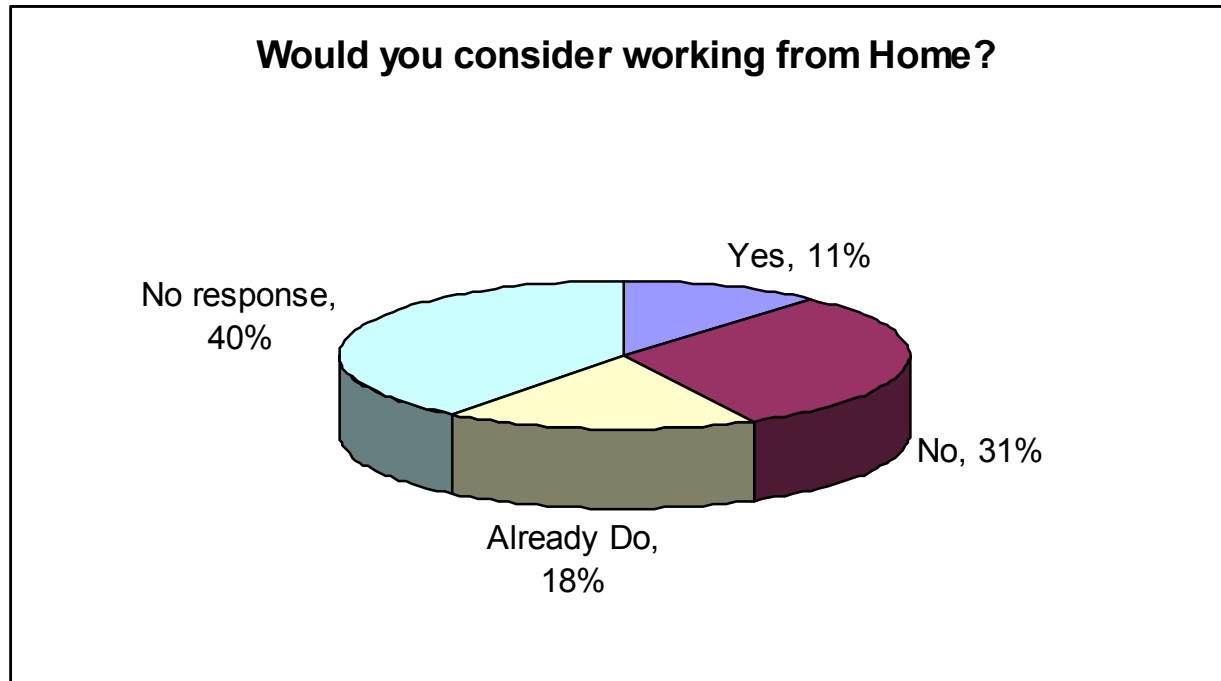
## How far do you travel to your place of Work?

### How Far do you Travel to your Place of Work?



# Business – Employment – Q20

## would you consider working from home?



## Q21 Would you consider Hot-desking from a fully equipped local office space

53% of respondents would not consider hot-desking in a local office;  
40% did not respond to this question.

# Business – Employment Land South A30

## Suggestions for its use? Q22

Over 50% of respondents wrote down suggestions e.g.-

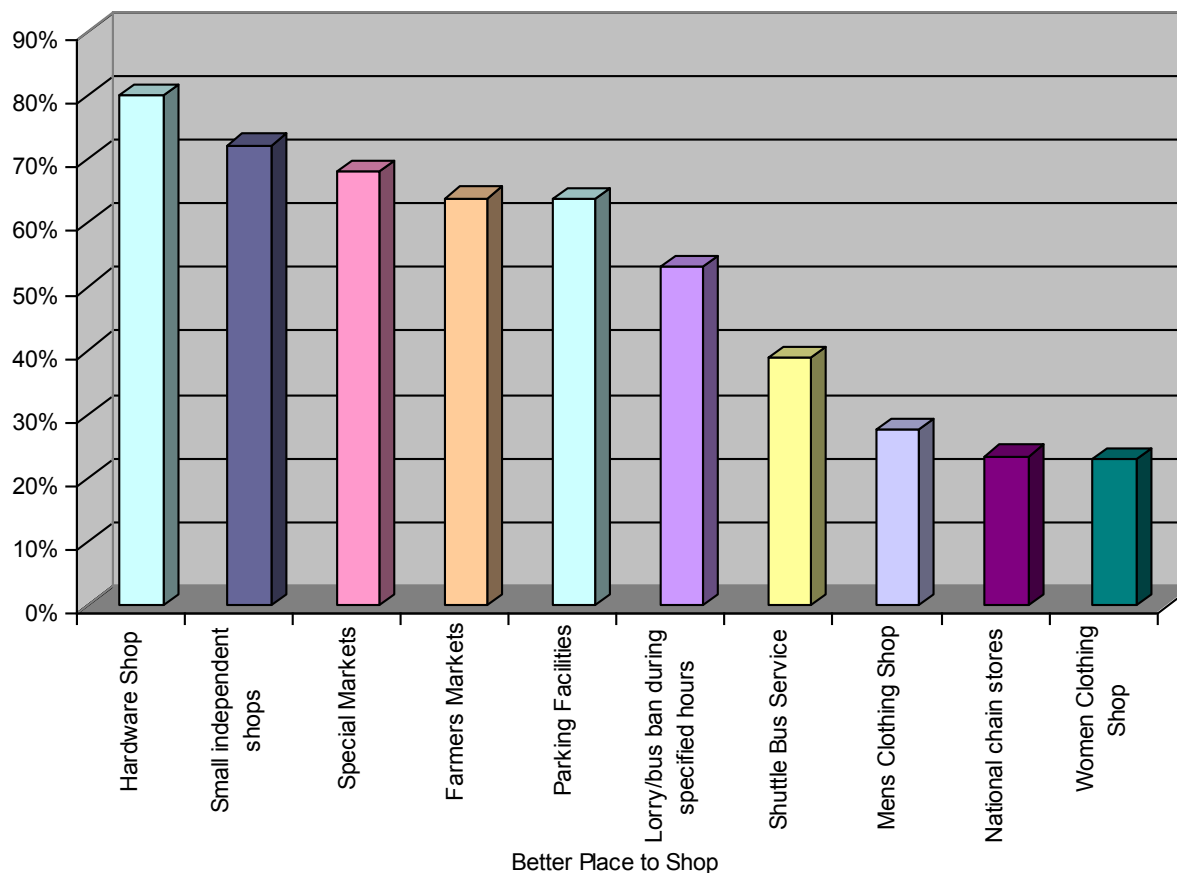
- Larger GP, Health centre with adequate parking, nursery/playschool/primary school.
- Schools/doctors/leisure facilities/gym/pool/soft play
- Schools, medical practices, sports facilities, DIY and larger retail outlets that are not available locally
- Suggested mix seems sensible:-mix of business uses, community uses; health care; education and ancillary retail uses
- Start-up business locations like "the Wincombe Centre" and Shopping Villages like Clarkes of Street
- Move the emergency services here from centre of town & Hardware Store with Plants etc. approach large Hardware store - like B&Q or Wicks.

# Business – Employment - Summary

- Most respondents have indicated Tourism, Leisure and Crafts (77%) and Shops, Retail (76%) as being the most important types of employment the NHP is to encourage.
- The most employment highest requests were for Faster Broadband Connections (68%) and Small Retail Units (65%)
- Travel times to work – 50% travel less than 1 hour to work; 47% are retired and 4% travel more than 1 hour.  
(Based on these results Shaftesbury is not a commuter town.)
- 18% of workers in Shaftesbury work from home and a further 11% would like to work from home. This would be third of the respondents either being or wanting to be working from home.
- Over 50% of respondents wrote down suggestions regarding the Employment Land off the A30 East of Shaftesbury  
(Schools/doctors/leisure facilities/large hardware store/small business)

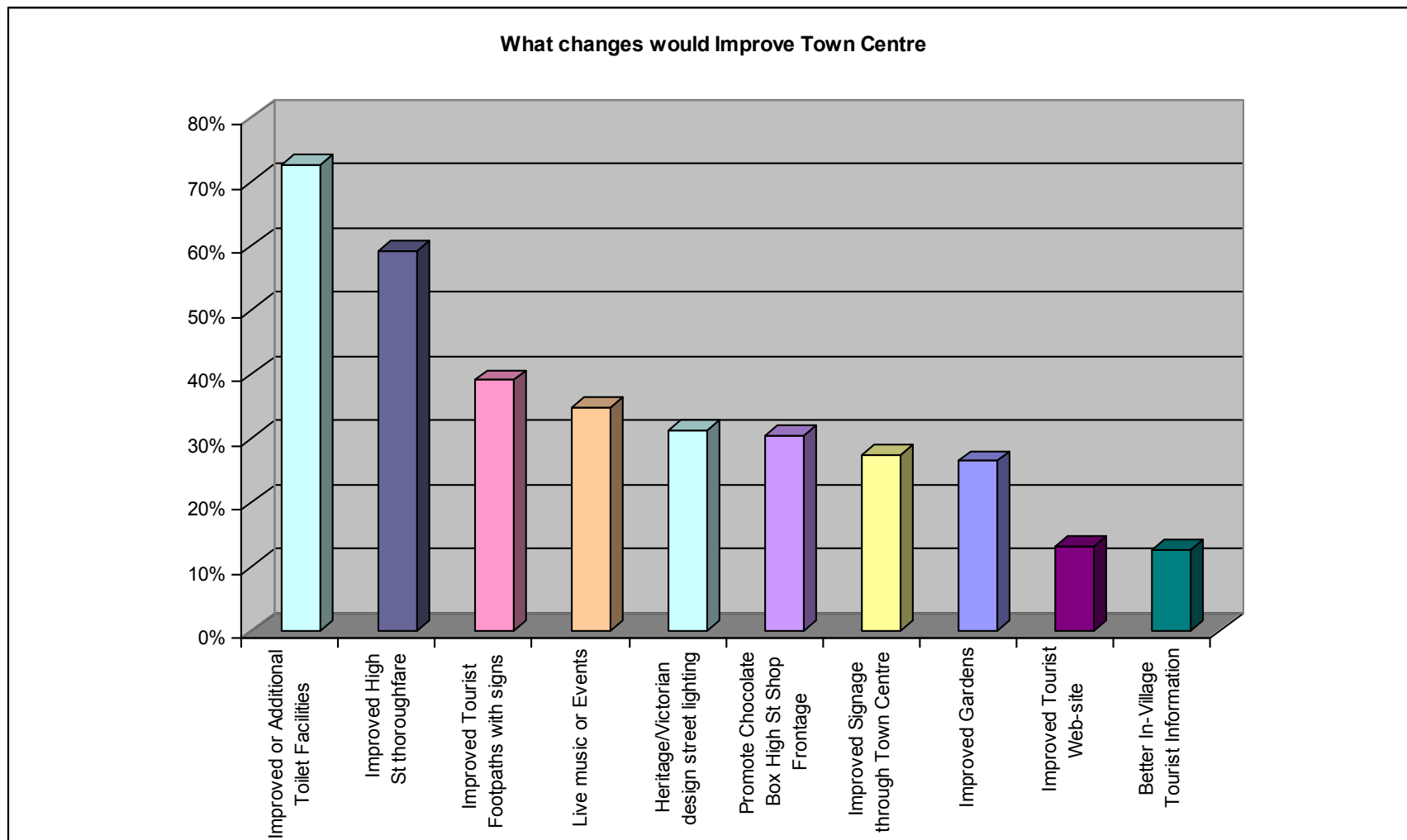
# Business – Town Centre & Tourism – What would make Town Centre better place to shop? Q23

Which would make Town Centre better Place to Shop





# Business – Town Centre & Tourism – Top Five improvements to Town Centre – Q24



# Business – Town Centre & Tourism – Other Suggestions

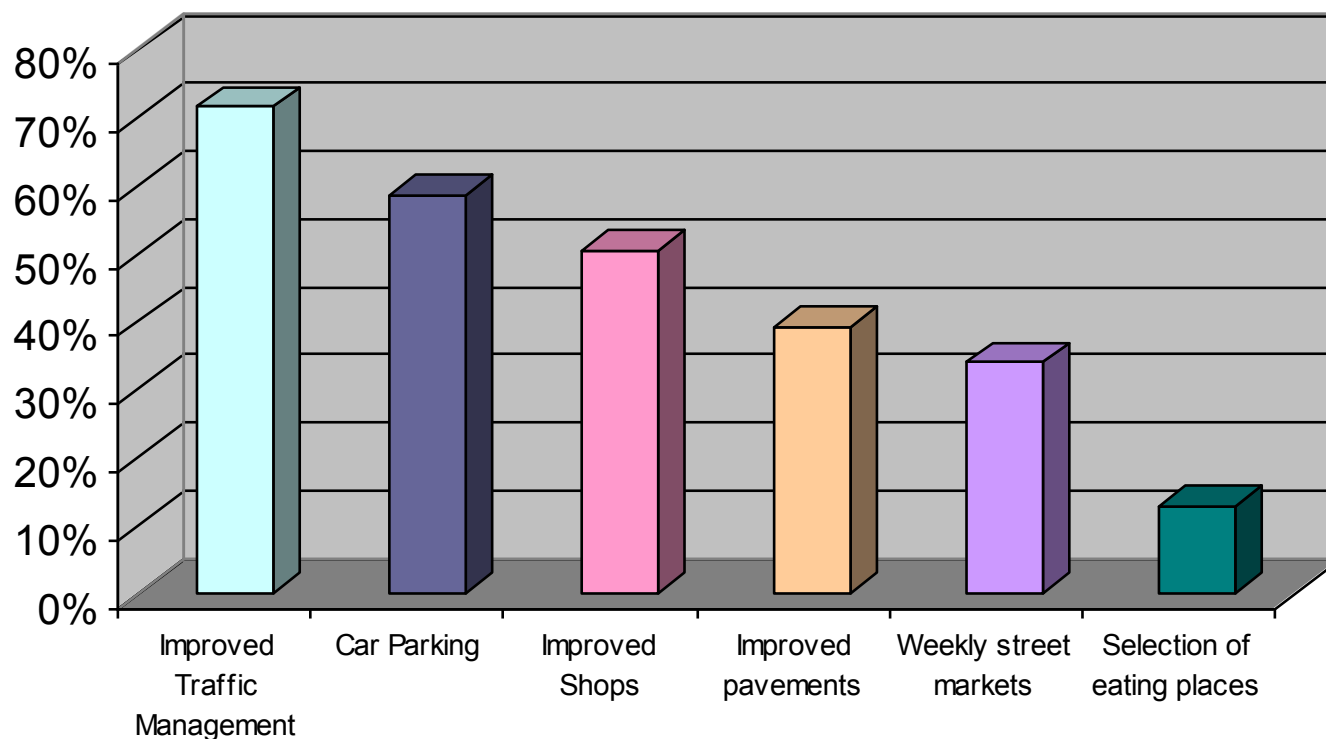
Q24a

## Most Common Suggestions (>300 received)

- Make town centre more appealing to pedestrians (20mph limit, gateways, e.g. better signage. Reduce clutter)
- Pedestrianise only between 10am - 3pm in High Street.
- One way traffic system - Bell Street and High Street.
- Copy Sherborne and Chippenham ideas for high street.
- Grocers, children's clothing, fishmongers, ironmongers would be useful on the high street. (limit charity shops)
- More car parks and public spaces.
- Free parking and lower business rates would go along way to encouraging the High Street to develop.

## Top suggestions for Regeneration of Town Centre

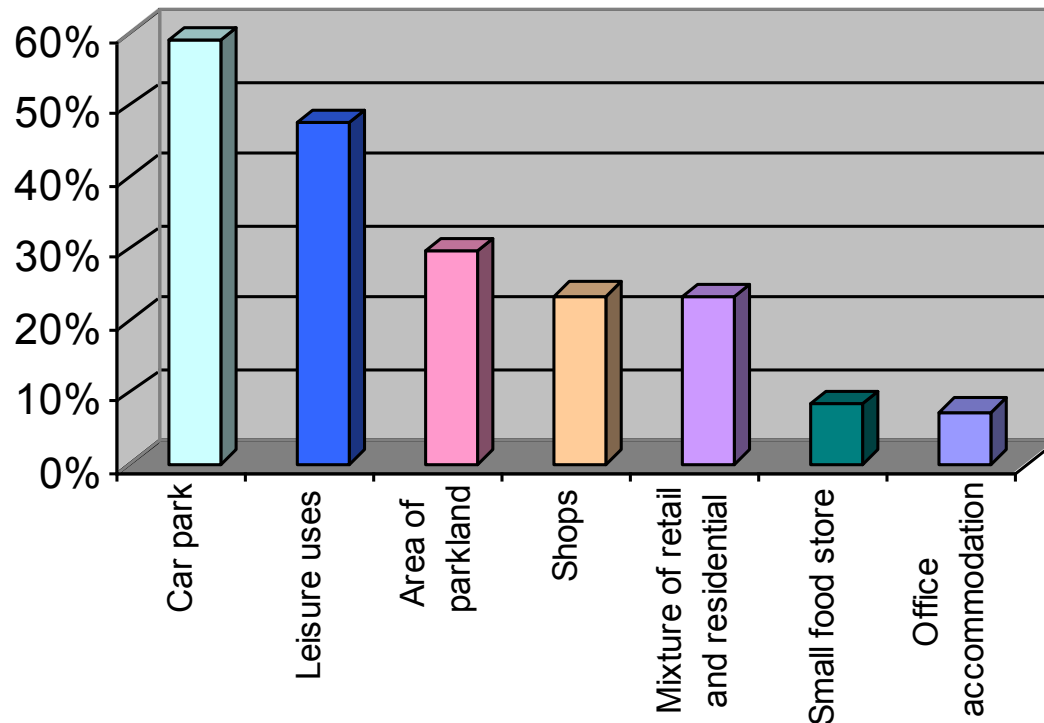
Regeneration of Town Centre



# Business – Town Centre & Tourism – Q25

## Ideas for Regeneration of prime sites e.g. Cattle Market

**Regeneration of Prime Sites Proposals**



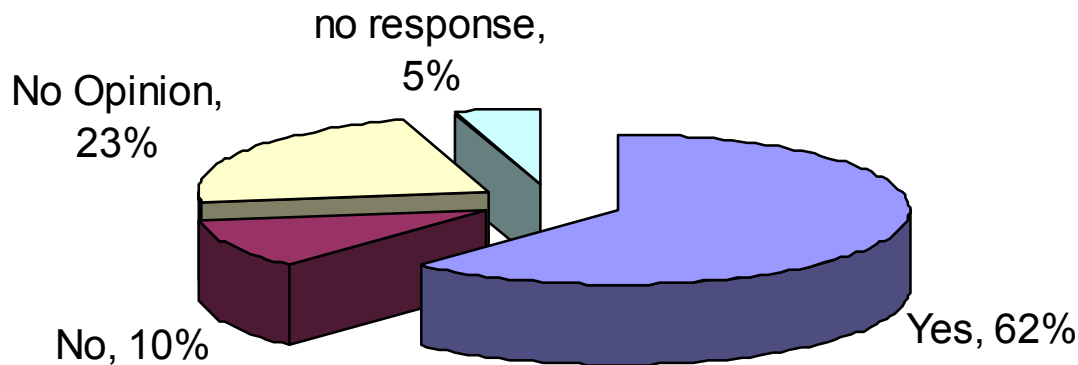
# Business – Town Centre & Tourism – Q26a

## Additional suggestions for the regeneration of prime sites e.g. Cattle Market (>100 suggestions)

- Leisure Centre and Swimming Pool on Cattle market site
- Should consideration be given to an entertainment complex that would include cinema, bowling, indoor sports facilities etc.
- Relocate cattle market to an easier access location on the outskirts of town, to allow more in town car parking.
- Some ugly buildings in Shaftesbury, Johnsons on roundabout and ambulance station. What can be done about these?
- Redevelopment of Post Office site
- The front of Tesco's off Coppice Street should be turned into something useful. It is bleak and uninviting.

# Business – Town Centre & Tourism – Would you like to see development of Cycle Paths? Q27

Do you want development of Cycle Paths?

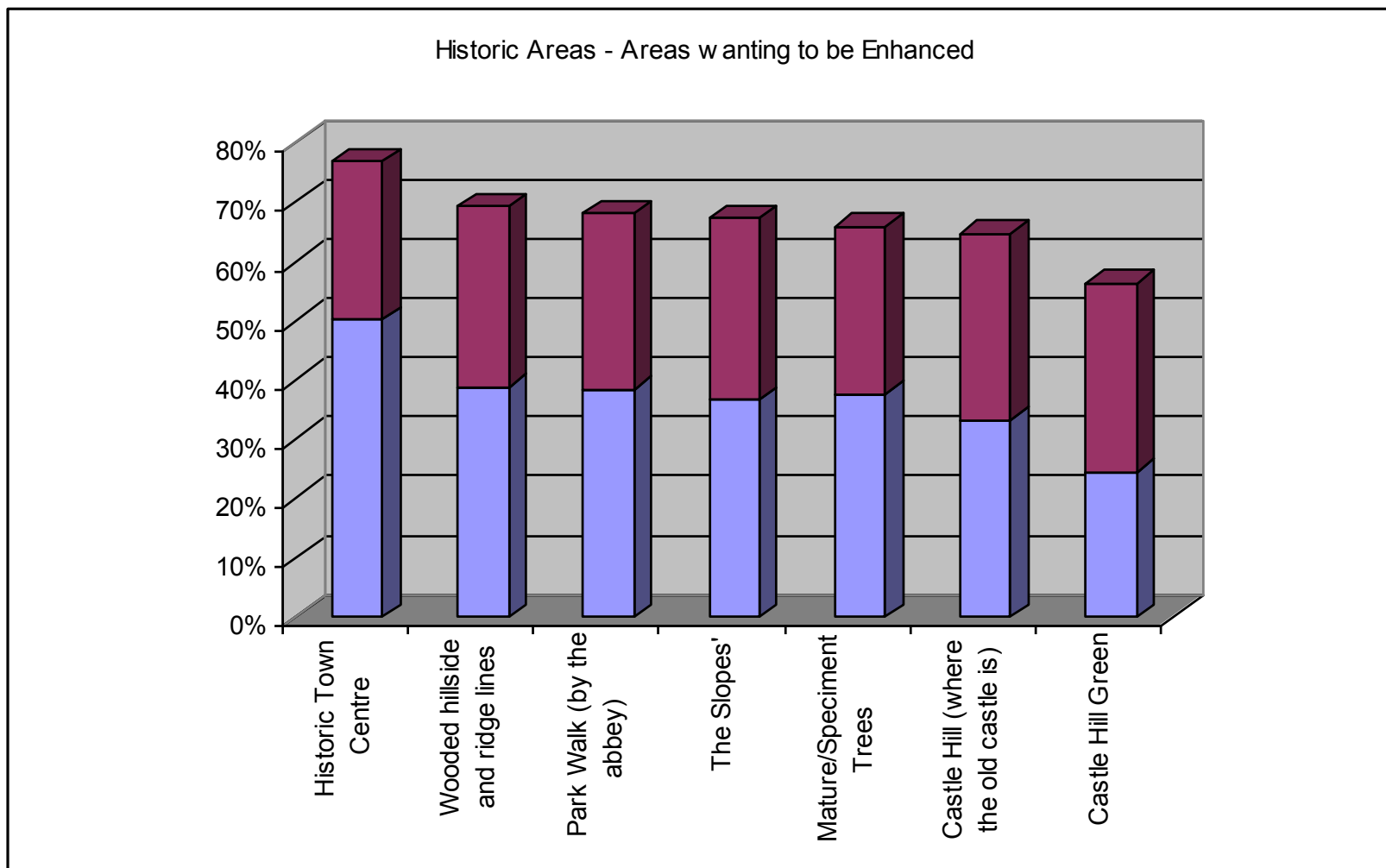


# Business – Town Centre & Tourism - Summary

- The most popular (over 60%) changes suggested to improve shopping in the Town Centre included:- Hardware Shop, Small Independent Shops, Special and Farmers Markets and Increased Parking
- 73% of respondents felt strongly regarding improving to having additional public toilets to also improve shopping in the Town Centre.
- 72% of respondents felt Improved Traffic Management to be the most important requirement for Town Centre Regeneration; with Car Parking the second.
- Most respondents (59%) selected additional Car Park facilities for regeneration of Prime Sites within the Town Centre
- support for redeveloping the cattle market for leisure, entertainment & parking uses. (with the cattle market being moved)

# Historic Environments –

## Which areas would you like to be Enhanced? Q28





# Historic Environments – (other suggestions)

## Which areas would you like to be Enhanced? Q28a

- Remove or lower hedge on Park Walk to see views;
- The town should enhance its historic look. Some of the current shops look out of place in the old town
- Scheduled ancient monument of Castle Hill & Western spur (where the 'castle' SAM is). Need to make more of old castle site - really could be a panoramic view of Vale and attraction if managed properly and signposted correctly
- All country areas need protection. The magic of Shaftesbury is its beautiful surrounding countryside.
- We are very wary after last 'enhancement' of the Town Centre!

# Historic Environments – Summary

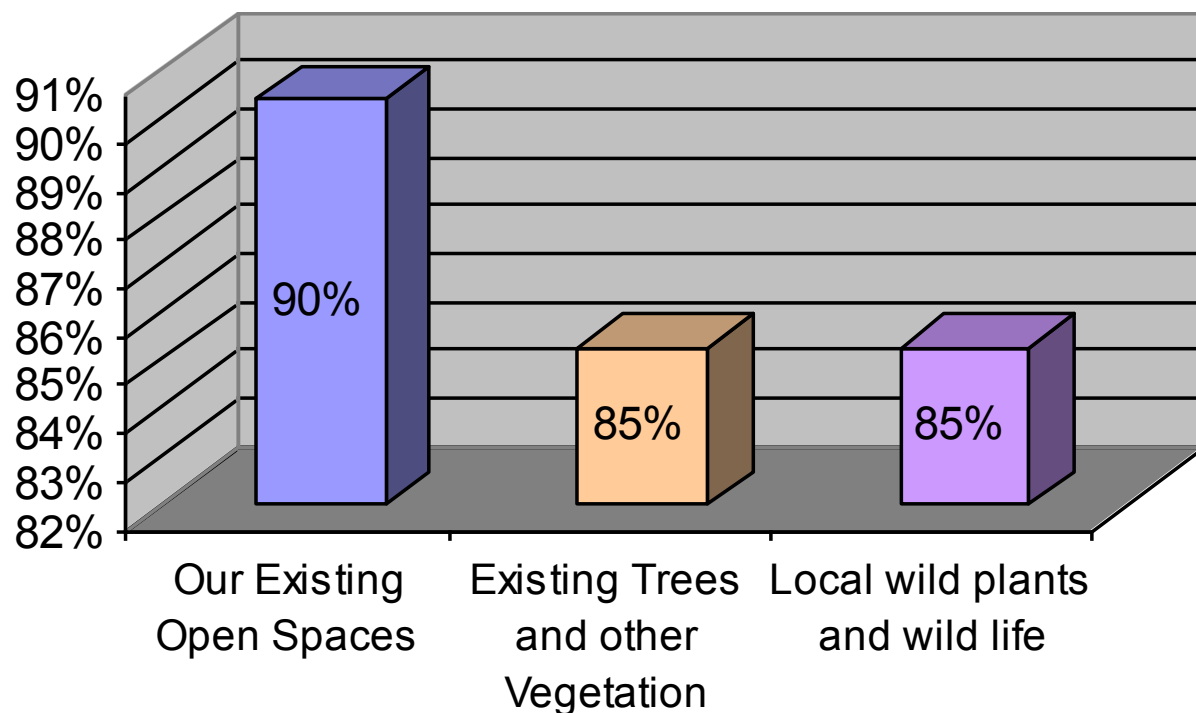
## Historic Areas needing Enhancement

- Question surrounding enhancement of historic areas around Town appears to have evoked strong feelings of Protecting the Historic Features around Town
- Most people stated Enhancement is needed to the Historic Town Centre, with 77% either Strongly or Agreeing with this area requiring Enhancement.

# Open Spaces – Environments – which should be Protected and Enhanced in the NHP?

## Q29

**Protection and Enhancement of Open Spaces**

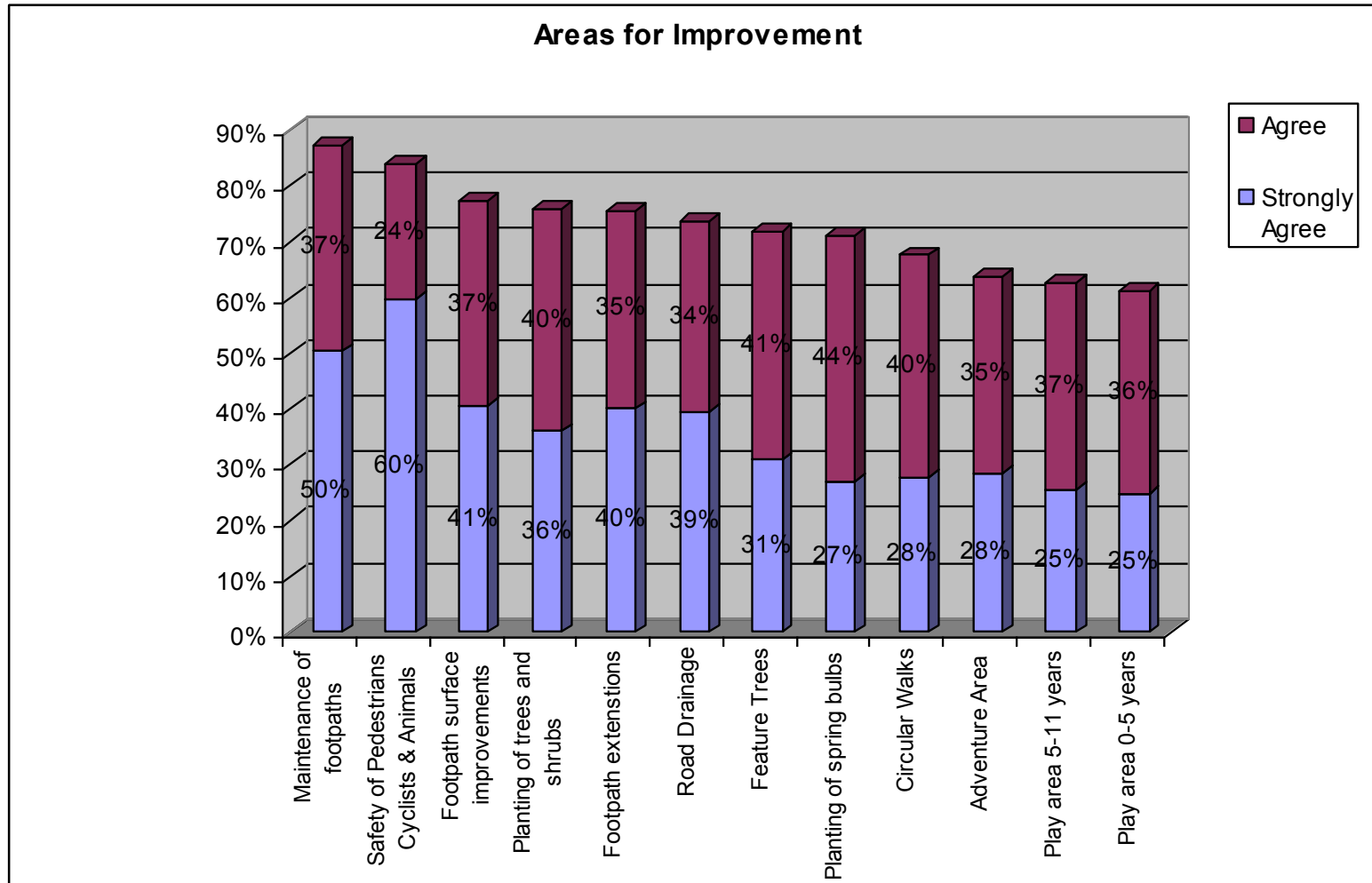


## Open Spaces – Environments – Q29a which views should be Protected and Enhanced in the NHP?

>400 comments (most with similar comments)

- The views from Abbey Walk, Top of Gold Hill & Castle Hill Green.
- Park walk bushes need to be cut to see view
- North of A350 opposite Wincombe Business Park
- View from A350 leaving Royal Chase roundabout south
- The Shaftesbury skyline
- All views - it is why we live here and people visit.


# Open Spaces – Areas for Improvement - Q30



# Open Spaces –

Q31

## Important for Access & Enjoyment of Local Countryside



Q31a Top Comment -Footpaths should be well maintained to encourage use.

# Open Spaces – (>300 comments) Q32

## How Can the NHP encourage more walking or cycling

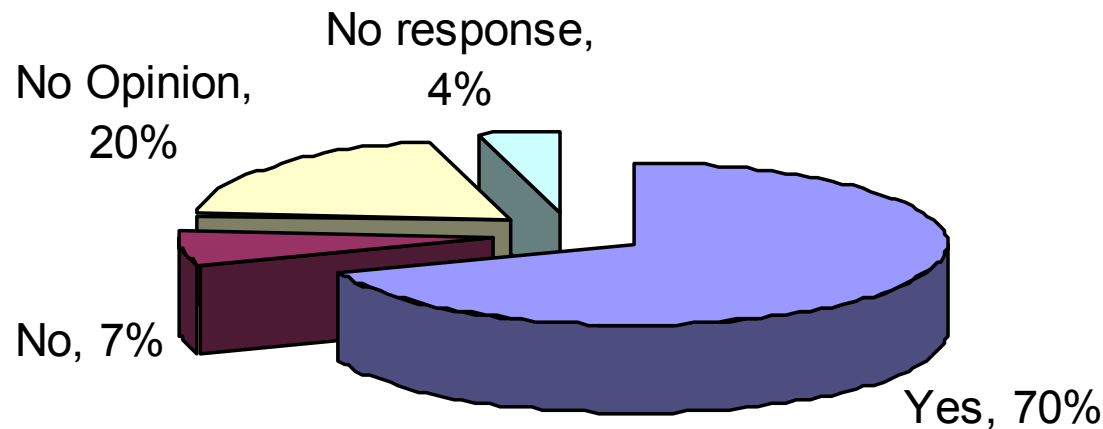
- Encourage walking and cycling by creating or updating existing paths to keep people away from busy lanes and roads.
- Provide cycle routes that allow families to cycle on a safe route away from the dangers of the road. Good for health!
- better access to footpaths. Provide car parking
- By having a network of cycle paths to give protection to cyclists.
- Provide sufficient car parking for visitors from which walks or rides are adequately signed/mapped, including circular routes to the starting point(s).

# Open Spaces –

Q33

## Should the NHP Allocate Land for growing Food?

### NHP Allocate Land to Grow Food?





# Open Spaces Environments – Summary

## (Highest Scores from the Whole NPH Survey)

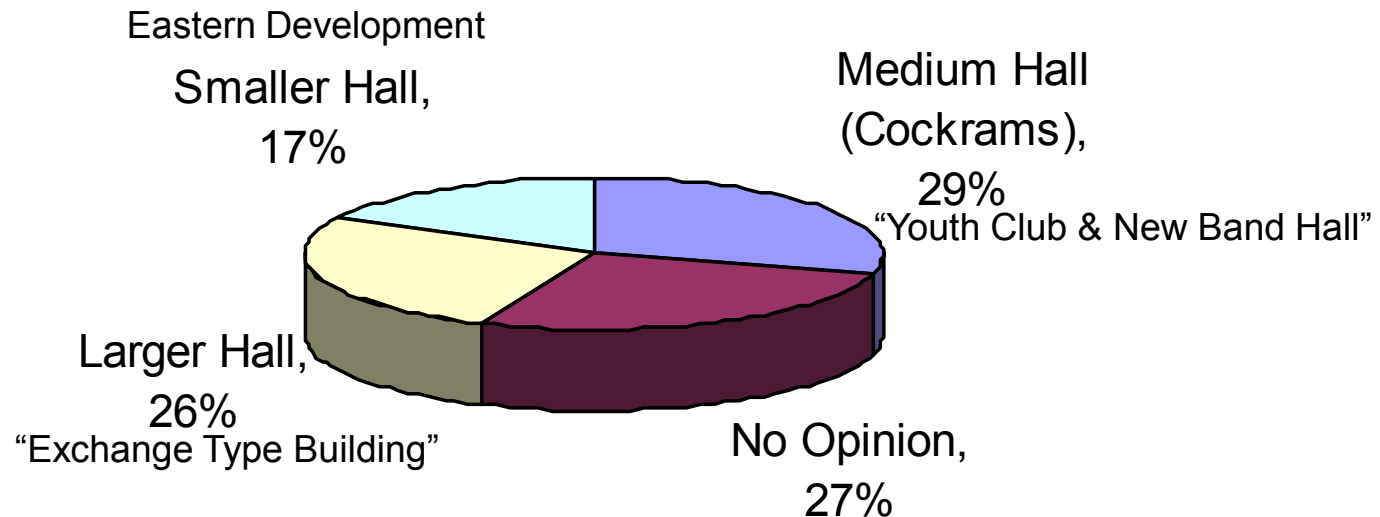
- **Q29** has the highest scores out of the whole NHP survey with residents feeling strongly about Open Spaces, Wild Plants and Wild life, Existing Trees and other Vegetation. Protection Existing Open Spaces scored over 90% with Wild Plants/Wildlife and Trees scoring 85%
- Over half of respondents wrote additional comments regarding Open Spaces, with the majority stating Park Walk and Castle Hill
- Areas of Improvements to our Open Spaces also showed strong feelings where all areas scored highly, with Footpaths Extensions scoring 87% and Safety of Pedestrians, cyclists and Animals 84% (60% strongly Agree).
- Public Footpaths (88%) are seen as the most important facility to be able to access and enjoy the local countryside
- 70% of you agree that NHP should allocate land (Allotments) for growing local food

# Leisure – Use of Developers Money (S106)

Q36

## Options for a new Shaftesbury Community Hall

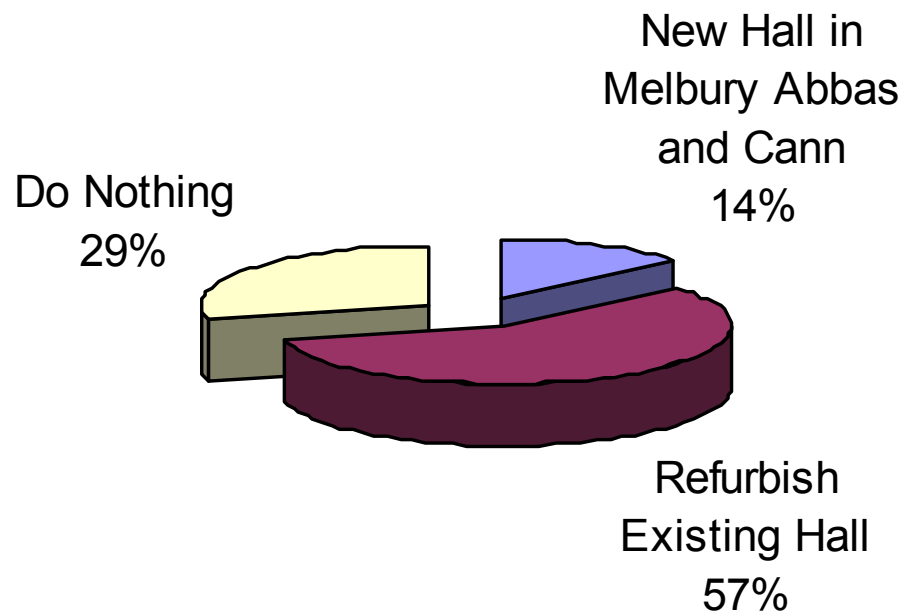
### Community Hall



(1059 responses analysed)

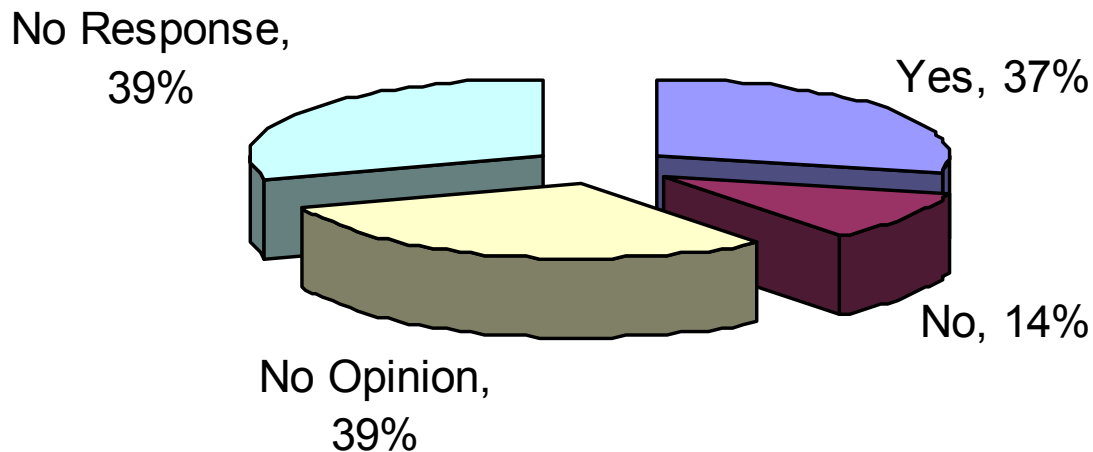
## Melbury Abbas & Cann Community Hall

### Melbury Abbas and Cann Community Hall



## Would you support a Combined Football Centre? (multiple pitches for training, youth & veterans football)

### Combined Football Centre?



**No opinion or comment from 78% of respondents**

# Leisure – Use of Developers Money (S106) Q39

## Options for a new Shaftesbury Community Hall (Extra Comments >200)

Most comments were wanting Swimming & Leisure facilities

- We have community halls around the town - are these fully used? We need more leisure facilities - gym, pool etc
- There should be a modern sports centre offering gym, pool, racquet sports. Scandalous there is not one.
- Repair and reopen the swimming pool.
- Combine all sporting facilities under one central unit incorporating a social centre. Included in this the band hall.
- Indoor bowling rink linked to and administered by the existing club at Barton Hill
- Cinema complex & activity centre required

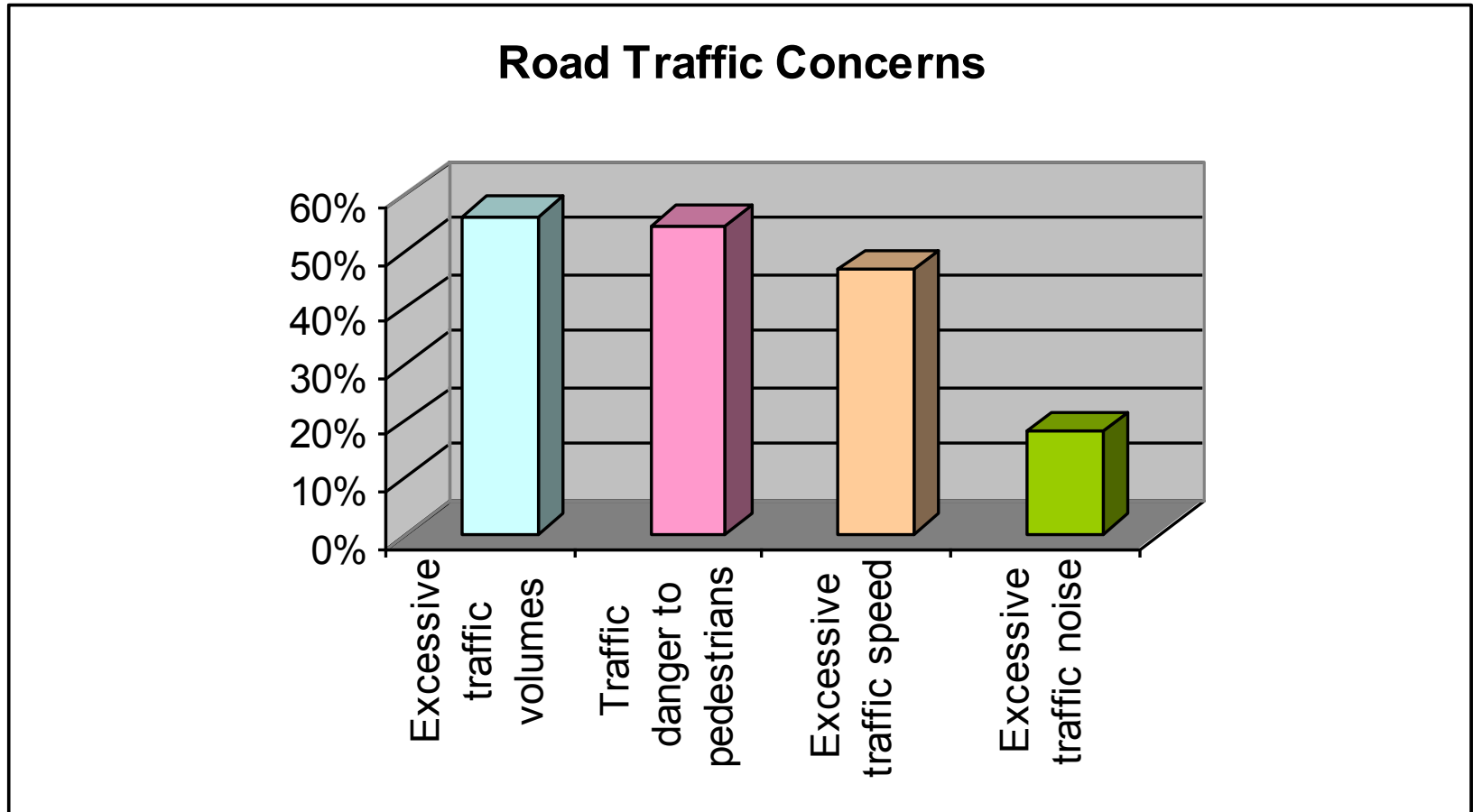
# Leisure - Summary

- Feedback during the survey suggests that there are not sufficient Leisure facilities within Shaftesbury
- Free text comments predominantly about re-opening the swimming pool,
- Inconclusive response for Community Hall in Shaftesbury, many commented on why Shaftesbury needs a new hall when there are 11 already in Shaftesbury. Many felt that a large hall would threaten the Art Centre. It would need differentiation of use from the Arts Centre.
- Melbury Abbas & Cann residents have shown a preference for refurbishment only of their existing hall (approx. 60%)

# Transport –

## Aspects of Road Traffic that give Concern?

Q40



# Transport – (free form Comments) Q40a

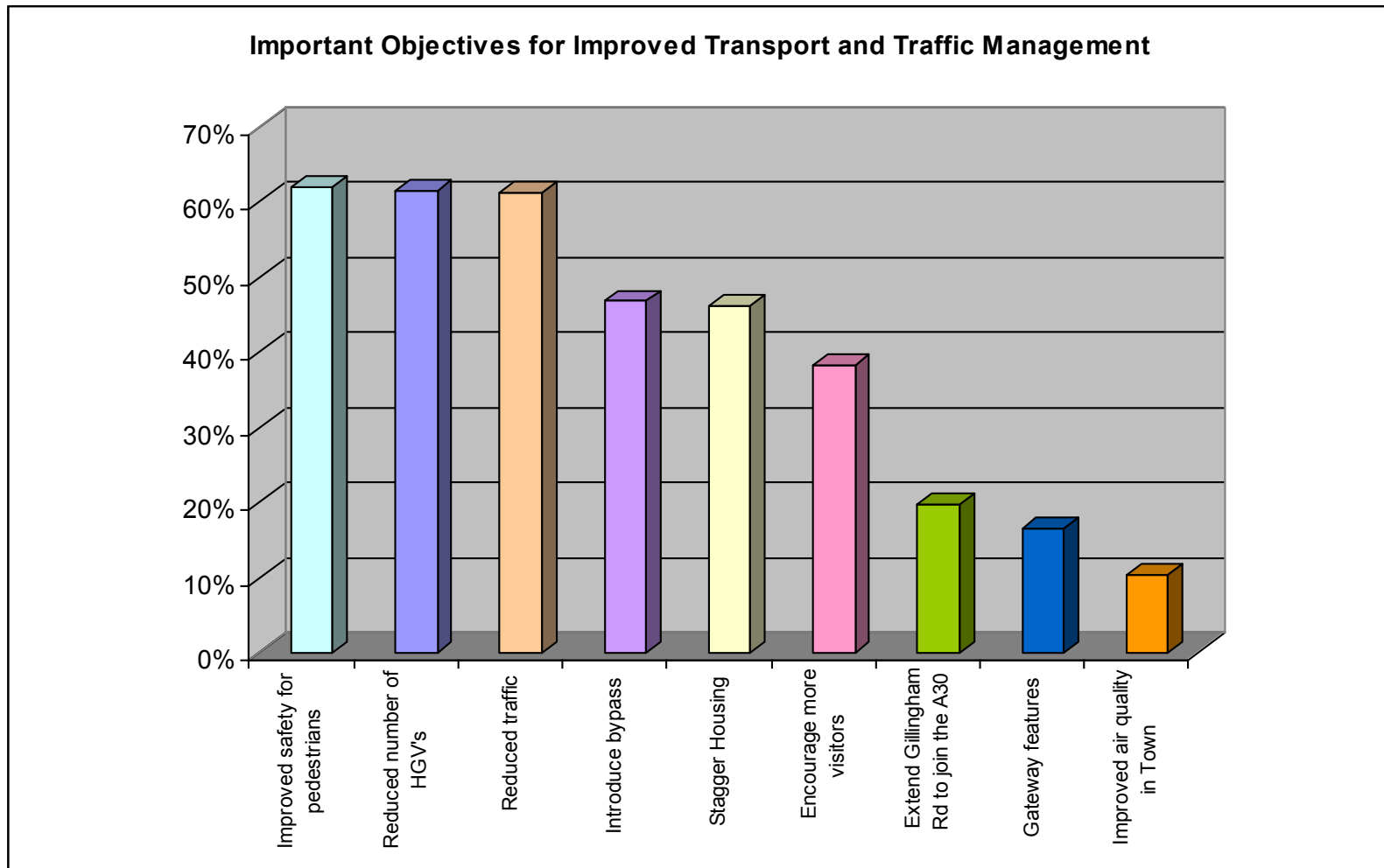
## Other Aspects of Road Traffic that give Concern?

- Reduce traffic going along Wincombe Lane/Shafesbury Primary School
- Bypass Melbury Abbas and make the C13 the main Poole road.
- There should be no further development until the bypass from A30 has been completed. We have been waiting 30 yrs. for.
- Replace old, faded signs on town entry roads
- A one way system is called for and a 20 mph restriction through the town centre.
- Create cycle paths between neighbouring towns, making it safe to cycle between sites,
- We really do not need a "gateway feature“, what is that going to do for the town



# Transport – Improved Transport and Traffic Management

Q41

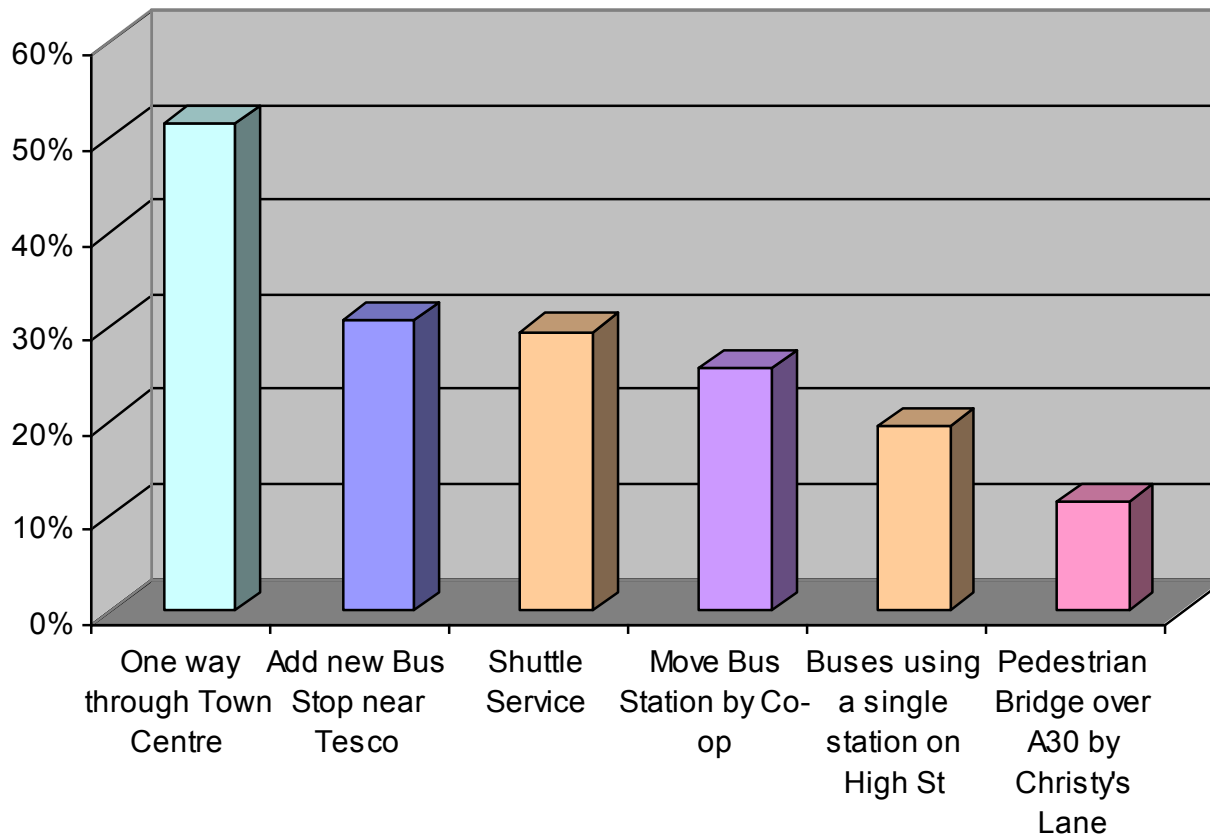


# Transport –

Q.42

## Suggestions to improve Traffic Management in Town Centre

Suggestions for Further Improve Town Centre



## Transport – (free form comments - >100)

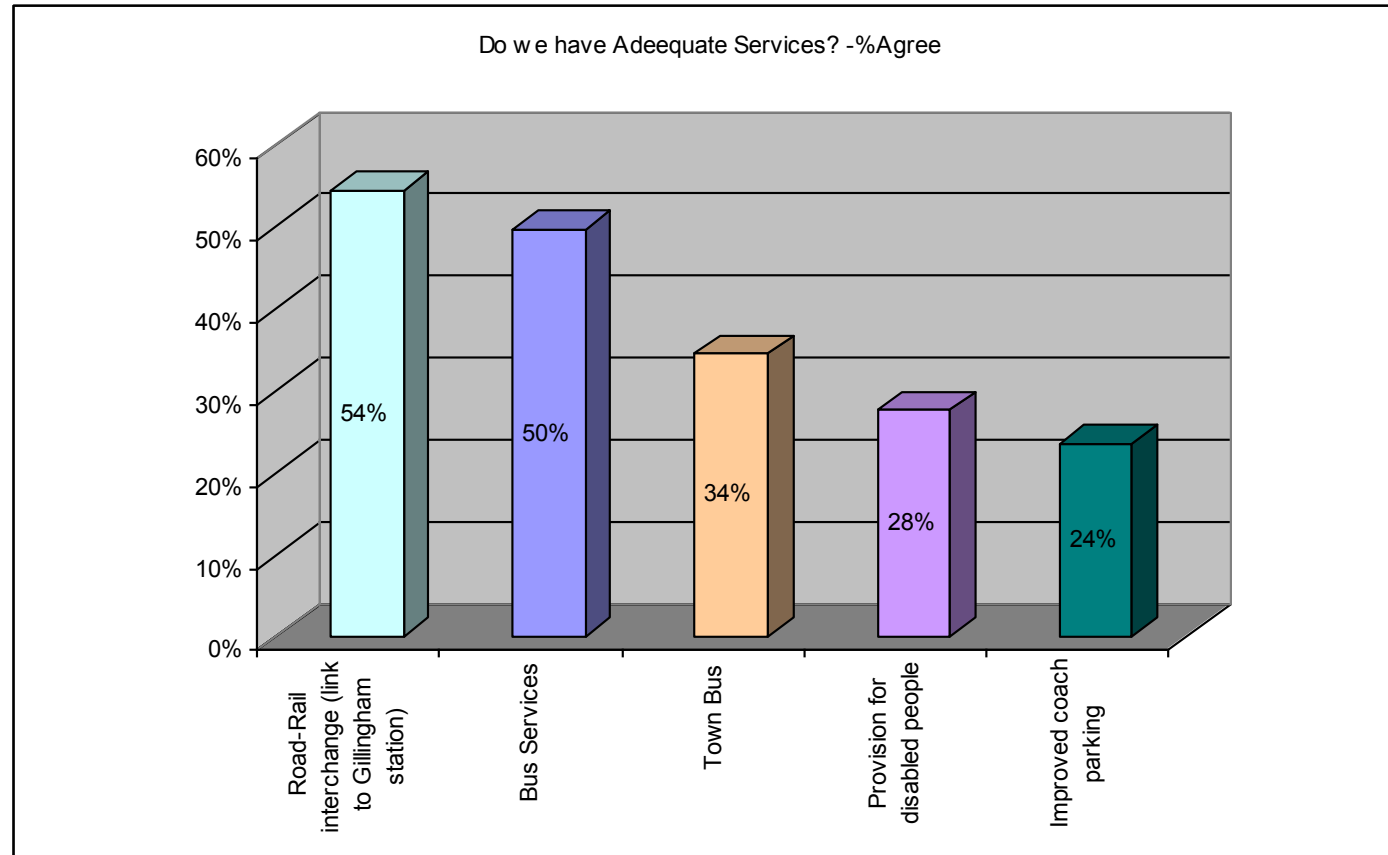
Q.42a

### Suggestions to improve Traffic Management in Town Centre

- People are inherently lazy - they would not use a footbridge they may cross near it but not use it - complete waste of money.
- Make Town Centre one-way for all motor traffic and make junction outside post office clearer for traffic by installing mini roundabout.
- Make High street/Bell Street/ Barton Hill one-way (circular) and introduce pedestrianisation to high street on Saturdays
- On same lines as Sherborne where all traffic is banned from main street at designated times and is one-way at traffic times.

# Transport – Which traffic services need improvement?

Q.43

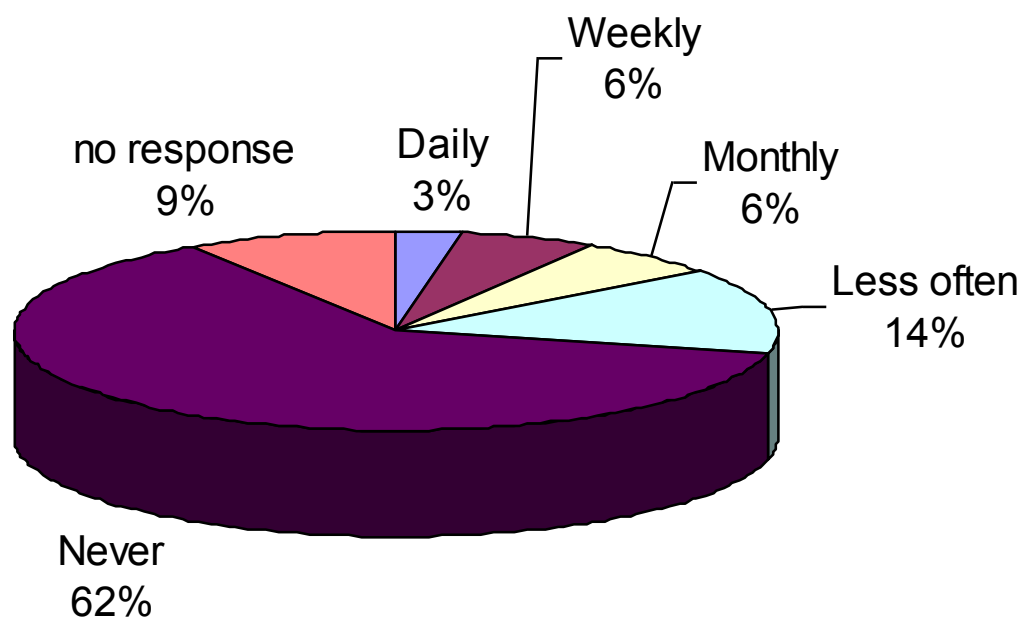


### Which traffic services need improvement?

- Road/Rail link to Gillingham Station needs serious re-organisation - it has a great potential for employment opportunities. This will require bus early in the morning and later in the evening.
- Some integration of bus services with railway- I have seen the bus pull away just as the train arrived.
- We need Sunday buses as it is impossible to get to the station by public transport on a Sunday and quite difficult even on a Saturday.

# Transport – Frequency of Cycling - Q44

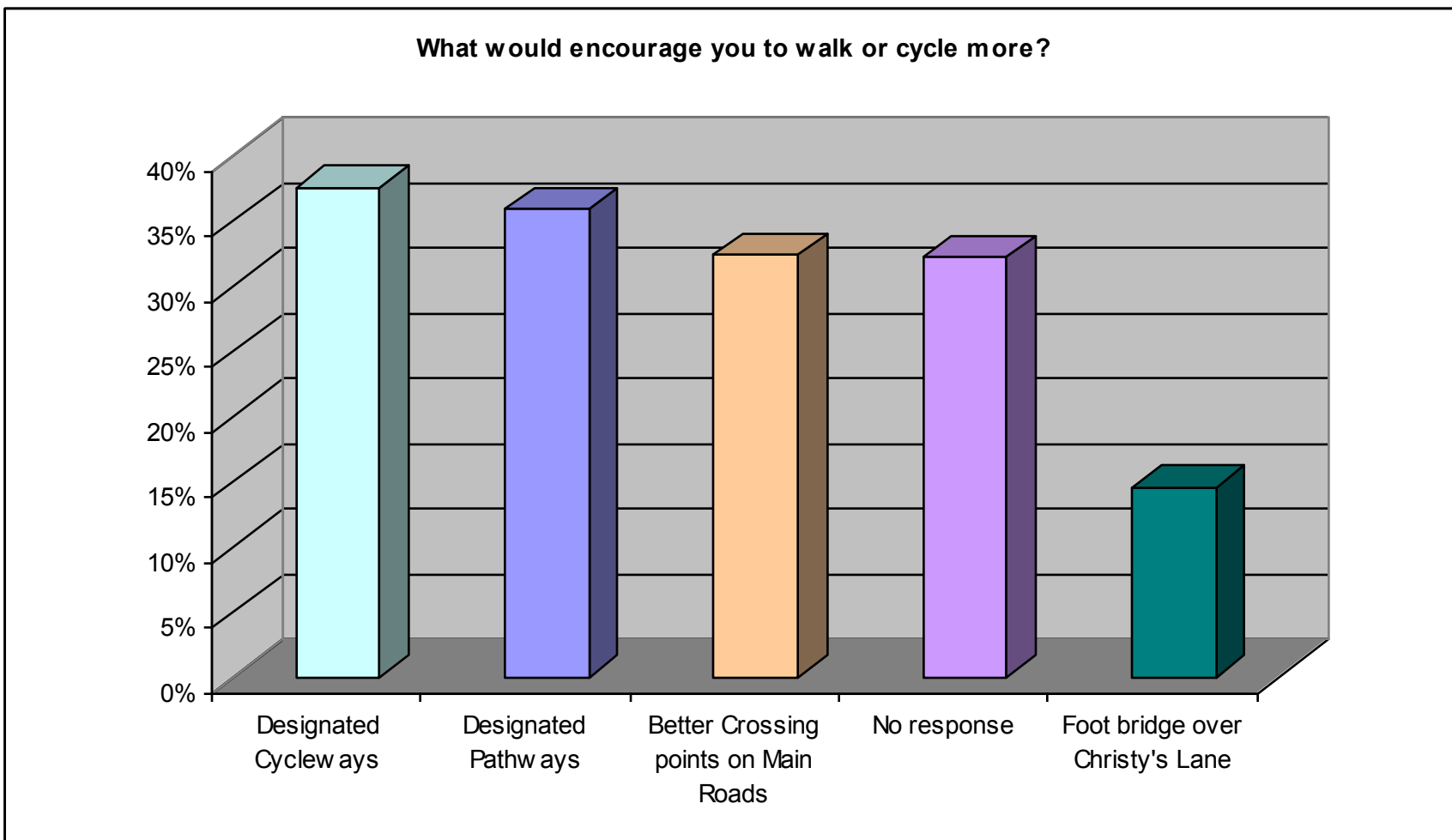
**Frequency of Cycling**



## Transport –

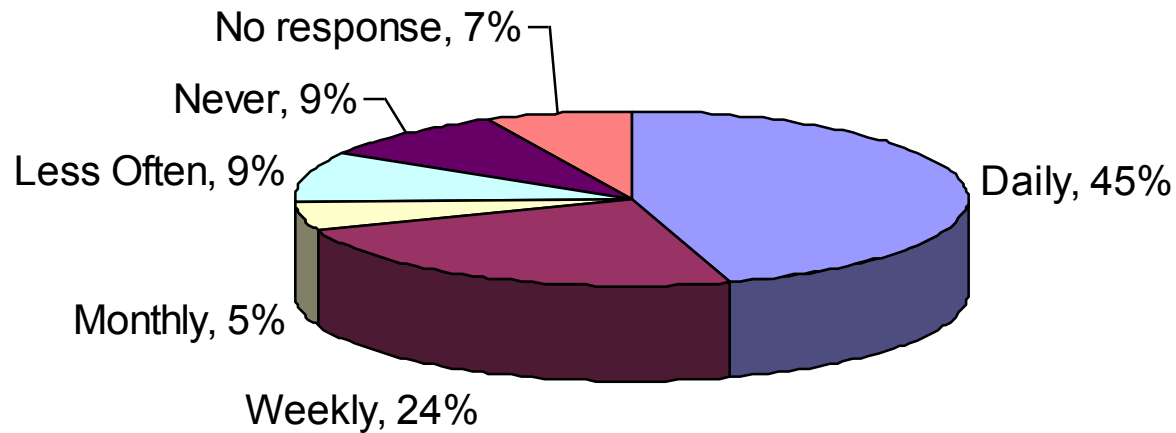
Q45

## What changes needed to encourage more cycling and walking



## Frequency of Walking to Local Amenities

Frequency of Walking to Local Amenities





# Transport – (free form comments)

## Additional Comments about transport

Q47

- If you live in a village a car is the only safe and sensible mode of transport as none of the roads are safe to walk in Shaftesbury.
- I would like the bypass built to avoid heavy traffic and large lorries using Wincombe Lane
- The Top Road to Blandford should be re-opened for passenger vehicles only, no HGVs.
- Restrictions on allowing Disabled drivers parking in dangerous places especially in the main high street at narrow places and causing traffic chaos.
- A bus from The Maltings would be good, especially in terms of getting people to work and school

# Transport - summary

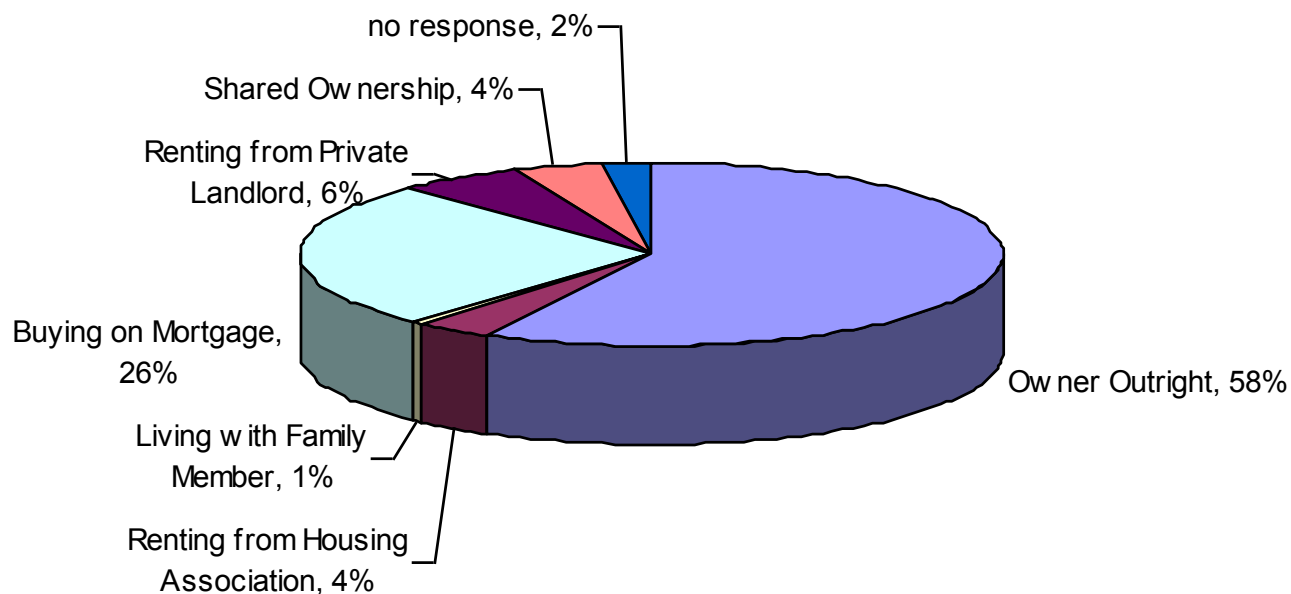
- Key traffic concerns are Traffic Danger to Pedestrians (60%) and Excessive Traffic Volumes (60%)
- Key objectives for improved Transport and Traffic Management are:- Improved Safety for Pedestrians (62%), Reduced Number of HGVs (61%) on the road and Reduce Traffic (61%)
- Most popular suggestion for Traffic Management in the Town Centre is to make it one-way (51%)
- Road-Rail interchange – link to Gillingham station is the highest (54%) request for improving transport services
- Most people do not cycle (62%); this maybe due to the town not having sufficient designated cycle ways and pathways as indicated in the following bar chart on slide 38.
- Most people walk to access local amenities (45%)

# About You – Length of time resident here



# About You – Owner Outright/Mortgage?

## Accommodation



# Acknowledgements

- Thanks to Locality for funding the questionnaire
- Thanks to everyone who helped with compiling & checking the questionnaire
- Thanks to every-one who filled in a questionnaire and returned it (all 1075 people)
- Thanks to Tesco, Abbey View Medical Centre & the Town council for being drop of points.
- Thanks to everyone who helped with data entry and analysis of the questionnaire.